

Fairyland

Syllabus
based on
Common
European
Framework



2

Pupil's Book

Jenny Dooley - Virginia Evans



Express Publishing

My Letters



Hello, Magic Friends!



Fairyland 2

Pupil's Book

My Letters	p. 2
Hello	p. 4
Module 1	
Unit 1 My family	p. 6
Unit 2 My birthday	p. 16
Module 2	
Unit 3 My body	p. 26
Unit 4 I can sing!	p. 36
Module 3	
Unit 5 A butterfly!	p. 46
Unit 6 A sweet tooth	p. 56
Module 4	
Unit 7 The weather	p. 66
Unit 8 Looking good!	p. 76
Fun Time	p. 86
Happy Halloween!	p. 88
Happy New Year!	p. 90
Songs & Chants	p. 92



Jenny Dooley – Virginia Evans



Express Publishing



My body



head

1 Listen and circle. Then sing.



2 Find and say.



- 1 Listen to the song and circle the parts of the body mentioned. Then sing.
- 2 Find the parts of the body, mime and say: *My (tummy) hurts.*



arm



tummy



leg



foot

3 Read and circle.

1



My arm hurts.
leg

2



My foot hurts.
head

3



My tummy hurts.
foot

4



My leg hurts.
arm

4 Look and act.

Ouch!

What's the matter?

My arm hurts!

Let me see!

- 3 Look, read and circle the right words.
- 4 Look at the pictures and act out.



★ Sing and do. 🎵



- 👂 Listen, point to the actions and say.
- 1 Listen and point. Then sing and do.



nod your head



stamp your feet



wave your arms

My body



2 Listen and number.



3 Let's play!



Simon says, clap your hands!



- 2 Listen and number.
- 3 Play the *Simon says* game.



1 Let's listen. 





Do you like the story? Draw a face.





Go Green!

1 Look. Write: **A** or **B**.


A

It has got paws.



B

It has got hooves.



32



1 Look and write A or B. Then point and say: A (cow) has got ...

2 Write.

heads tummy arms

1 I've got two four arms and two legs.



I've got two legs, two arms and a big

I've got three legs and four



3 Portfolio: Draw and write.

My Body

- 2 Look, read and write.
- 3 Draw your body. Present it to the class. Say: *This is me. Look! My ...*




★ Read. Then make and say. ✂️ 🧑

Hello, I'm Nessie.
I've got a small
head and a big
body.



Hello, I'm Yeti. I've got
a big head, a big body
and lots of hair!



2 Listen and find the stickers. Then write. 





3 Match. 

1 Clap your

2 Nod your

3 Stamp your

4 Wave your



- 2 Listen, find the stickers and write the words.
- 3 Read and match.

SAMPLE PAGES
(Fairyland 2
Activity Book)

3 My body
Write.

1 e h d a
.....

2 m r a
.....

3 m u t m y
.....

4 t o f o
.....

5 e g l
.....

1 My head hurts!
A B

2 My leg hurts!
A B

3 My ear hurts!
A B

4 My foot hurts!
A B

3 Look and (✓).

1
 Clap your hands.
 Nod your head.

2
 Nod your head.
 Wave your head.

3
 Wave your legs.
 Wave your arms.

4
 Stamp your fingers.
 Stamp your feet.

4 Read and find the stickers.

1 2 3 4

1 Wave your arms!

2 Stamp your feet!

3 Clap your hands!

4 Nod your head!